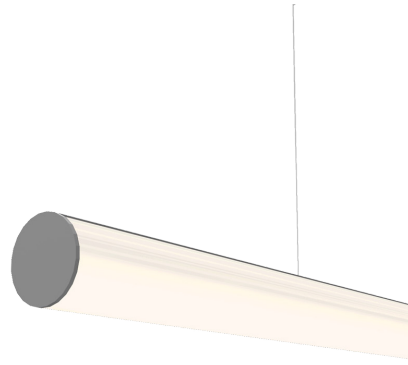


TUBO-100-H2



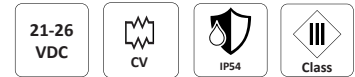
Linear LED Profile



Linear LED Profile



- ✓ 30 W/m
- ✓ Customized unit length
- ✓ Seamless connection between units
- ✓ Dimmable and controllable
- ✓ Dry or damp location versions
- ✓ Mounting accessories supplied



SPECIFICATIONS

Power	30 W/m
Light Color	White: Warm, Neutral, Cool
White light CCT	3,000K 4,000K 6,000K
White light CRI ¹	≥80 - Standard ≥90
Beam	120°
Optics	Diffused cover
Uniformity	Complete uniformity

Diameter	ø100mm
Length	Veritable from 100 - 3000mm
Weight	1,743g

Housing	Aluminum Extrusion, PMMA cover
Housing color	Natural anodize coating
IP Rating	Dry locations - IP20 Damp locations - IP54
Operating Temp.	-20°C to 40°C
Cable	100mm 2 wire cable - Standard
Connectors	Power out - Open Wires Fixture to fixture - 2 pin plug

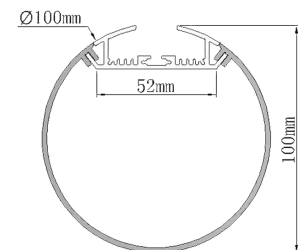
Extras

Accessories (supplied)	Mounting plates Suspension wires
Power supply	Constant voltage 24V
Control	On/Off 0-10V DALI DMX

Notes:

- 1 CRI 90 version is available upon request only
- 2 Extras are not supplied by default and priced separately

CROSS SECTION



LUMEN OUTPUT INFO

CCT	Diffused Cover
3,000K	2,800 lm
4,000K	2,940 lm
6,000K	3,080 lm

Output data refers to Edison 2835 LEDs
Total lumen output can vary in accordance to chosen power supply and connection scheme